Y.YD系列（IP44～IP55



大连达尔马电机有限公司

（原大连第三电机厂）

DALIAN DALMO ELECTRIC MOTOR CO.,LTD.
(DALIAN THIRD ELECTRIC MOTOR WORKS)

产品概述 General Introduction

Y系列三相异步电动机是自扇冷式鼠笼型通用系列电动机，是国家统一设计的基本系列电机。

Y系列电动机效率高、堵转转矩高、噪音低、振动小，运行安全可靠。安装尺寸和功率等级完全符合IEC标准和DIN42673标准。本系列电机采用B级绝缘，外壳防护等级IP44，IP54或更高，冷却方式为IC411。

Y系列电机的额定电压为380V，额定频率为50Hz，3kW以下为“Y”接，4kW 及以上为“△”接，Y系列电机一般只有一个轴伸, 采用连续工作制 S1。

Y系列为一般用途的电动机，适合于驱动无特殊性能要求的各种机械设备，如金属切削机床、鼓风机、水泵等。

The series Y motor are totally enclosed fan cooled squirrel-cage structure motor, this series is unitedly designed for general driving purpose.

Series Y motor characterized with outstanding features such as high efficiency, high starting torque, low noise, low vibration, and can run with great reliability and comparably save the power consumed. The rated output and mounting dimensions of the motor are fully conformed to the standard IEC and DIN42673. This series adopts class B insulation, protection degree IP44, IP54 or IP55, cooling method IC411. Rated voltage for series Y motor is 380V, and the rated frequency is 50HZ, “Y” connection for motors up to 3kW, “△” connection for motors 4kW and upwards. The motor has only one shaft end, working mode S1(continuous working duty).

Series Y motors are general purpose motors suitable for driving various kinds of machine and equipments, such as machine tools, blowers, water pumps, etc.

Y系列电动机在下列条件下使用:
Series Y motors are operated under the following conditions:
环境空气温度：随季节而变化，但不超过40℃
Ambient Temperature: Varies subject to seasons, but not over 40 ℃.
海拔：不超过1000米。
Sea Level: Not over 1000 meters
频率：50赫兹。
Frequency: 50 HZ
电压：380伏。
Voltage: 380 V
定子绕组温升限值（电阻法）：不超过80K。
Max. temperature of the stator not exceed 80K(By thermometer).

型号说明 Types Instruction

Y 200 L2 — 2 — (TH) B35

- B35：安装结构型式 Mounting type
- (TH)：如为湿热带型应标出 Designated if for humid-tropic service type
- 2：极数 Pole numbers
- L2：长机壳，第二种铁芯长度 Long frame,the second iron core length
- 200：中心高 Center heigth
- Y：异步电动机 Asynchronous motor

● 安装型式和接线盒 ●

Mounting arrangement and terminal-box

Y系列电动机有三种基本结构型式：

B3:机座带底脚，端盖上无凸缘的结构型式；
B5: 机座不带底脚，端盖上带大于机座的凸缘的结构型式；
B35: 机座带底脚，端盖上带大于机座的凸缘的结构型式。

There are three basic mounting arrangement for series Y series electric motor:

B3: Frame with feet, end bracket without flange;
B5: Frame without feet, end bracket with flange whose diameter bigger than the frame;
B35: Frame with feet, end bracket with flange whose diameter bigger than the frame.

Y系列电动机的结构及安装型式见下表：
Structure and arrangement of series Y motor are shown as below

机座号 Frame	基本安装结构 Basic Arrangement			派生的安装形式 Derived Arrangement								
				采用B5型		采用B3型					采用B35型	
	B3	B5	B35	V1	V3	V5	V6	B6	B7	B8	V15	V36
Y 80-160	√	√	√	√	√	√	√	√	√	√	√	√
Y180-225	√	√	√	√	—	—	—	—	—	—	—	—
Y250-280	√	√	√	√	—	—	—	—	—	—	—	—
Y315-355	√	—	√	√	—	—	—	—	—	—	—	—

从轴伸端视之，接线盒位于机座右面，用户有特殊要求时也可以安装在电机的左面。电源电缆从接线盒上的出线孔引出，可以四面出线，在出线口处有密封结构。
各机座号的管纹直径和出线孔直径如表2。

The normal position of the terminal-box is on the right-hand side when looking at the driving end of the motor,but can be also arrranged on the left-hand side if specified when ordering. The power cable can be led out through the outlet of the terminal box in four directions by turning the box at any one of the four directions with 900 interval. There is a sealing construction at the outlet.
The diameters of the outlet holes and the pipe threads for the frame numbers are shown in table 2.

表2 Table 2

机座号 Frame No.	管螺纹直径 Diameter of pipe thread （mm）	出线孔直径 Diameter of outlet wire hole （mm）
Y80、90	M24×1.5-6H	Φ13
Y100-132	M30×2-6H	Φ19
Y160-180	M36×2-6H	Φ25
Y200-225	M48×2-6H	Φ36
Y250-315	M64×2-6H	Φ54
Y355	M72×2-6H	Φ72

技术数据
Technical Specification

型 号 Type	额定功率 Rated output kW	满载时 Full Load 转速 Speed r/min	电流 Current A	效率 Eff %	功率因数 Power factor cosΦ	堵转电流/额定电流 Locked current / Rated current	堵转转矩/额定转矩 Locked torque / Rated torque	最大转矩/额定转矩 Max torque / Rated torque	电机重量 Weight (kg)
Y80M1-2	0.75	2825	1.8	75	0.84	6.5	2.2	2.3	16
Y80M2-2	1.1		2.5	77	0.86	7			17
Y90S-2	1.5	2840	3.4	78	0.85				21
Y90L-2	2.2		4.8	80.5	0.86				24
Y100L-2	3	2880	6.4	82	0.87				32
Y112M-2	4	2890	8.2	85.5					43
Y132S1-2	5.5	2900	11.1		0.88		2		65
Y132S2-2	7.5		15	86.2					70
Y160M1-2	11	2930	21.8	87.2					116
Y160M2-2	15		29.4	88.2					123
Y160L-2	18.5		35.5	89	0.89			2..2	145
Y180M-2	22	2940	42.2						180
Y200L1-2	30	2950	56.9	90					240
Y200L2-2	37		69.8	90.5					255
Y225M-2	45	2970	84	91.5					309
Y250M-2	55		102.6						403
Y280S-2	75		139.2	92					544
Y280M-2	90		166.1	92.5					620
Y315S-2	110	2980	203			6.8	1.8		980
Y315M-2	132		242.3	93					1080
Y315L1-2	160		292.1	93.5					1160
Y315L2-2	200		365.2						1250
Y355M-2	250		432.5	95.6	0.92	7.1	1.6		1760
Y355L-2	315		543.25	95.6					1850
Y 80M1-4	0.55	1390	1.5	73.0	0.76	6.0	2.4	2.3	16
Y 80M2-4	0.75		2.0	74.5			2.3		17
Y 90S-4	1.1	1400	2.7	78.0	0.78	6.5			22
Y 90L-4	1.5		3.7	79.0	0.79				25
Y 100L1-4	2.2	1420	5.0	81.0	0.82	7.0	2.2		32
Y 100L2-4	3		6.8	82.5	0.81				37
Y 112M-4	4	1440	8.8	84.5	0.82				45
Y 132S-4	5.5		11.6	85.5	0.84				65
Y 132M-4	7.5		15.4	87	0.85				75
Y 160M-4	11	1460	22.6	88	0.84				120
Y 160L-4	15		30.3	88.5	0.85				140
Y 180M-4	18.5	1470	35.9	91.0	0.86		2.0	2.2	182
Y 180L-4	22		42.5	91.5					190
Y 200L-4	30		56.8	92.2	0.87				270
Y 225S-4	37	1480	70.4	91.8			1.9		284
Y 225M-4	45		84.2	92.3	0.88				320
Y250M-4	55	1480	102.5	92.6	0.88	7.0	2.0	2.2	427
Y280S-4	75		139.7	92.7			1.9		562
Y280M-4	90		164.3	93.5	0.89				667
Y315S-4	110	1490	200.8	94	0.89	6.8	1.8	2.2	1000
Y315M-4	132		239.7						1100
Y315L1-4	160		289	94.5					1160
Y315L2-4	200		361.3						1250
Y355M-4	250		442.12	95.3	0.9	6.9	2.1	2.2	1700
Y355L-4	315		555.32	95.6					1850

技术数据 Technical Specification

型号 Type	额定功率 Rated output kW	满载时 Full Load 转速 Speed r/min	电流 Current A	效率 Eff %	功率因数 Power factor cos Φ	堵转电流/额定电流 Locked current/Rated current	堵转转矩/额定转矩 Locked torque/Rated torque	最大转矩/额定转矩 Max torque/Rated torque	电机重量 Weight (kg)
Y90S-6	0.75	910	2.2	72.5	0.7	5.5	2.0	2.2	23
Y90L-6	1.1		3.2	73.5	0.72				25
Y100L-6	1.5	940	4	77.5	0.74	6.0			33
Y112M-6	2.2		5.6	80.5					45
Y132S-6	3	960	7.2	83	0.76	6.5			63
Y132M1-6	4		9.4	84	0.77				73
Y132M2-6	5.5		12.6	85.3	0.78				84
Y160M-6	7.5	970	17	86				2.0	119
Y160L-6	11		24.6	87					147
Y180L-6	15		31.4	89.5	0.81		1.8		195
Y200L1-6	18.5		37.7	89.8	0.83				220
Y200L2-6	22		44.6	90.2					250
Y225M-6	30	980	59.4		0.85		1.7		292
Y250M-6	37		72	90.8	0.86		1.8		408
Y280S-6	45		85.4	92	0.87				536
Y280M-6	55		104.4						595
Y315S-6	75	990	141.1	92.8			1.6		990
Y315M-6	90		168.6	93.2					1080
Y315L1-6	110		205.5	93.5					1150
Y315L2-6	132		245.8	93.8					1210
Y355M1-6	160		291.52	94.5	0.88	6.7	1.9		1600
Y355M2-6	200		363.64	94.7					1700
Y355L-6	250		453.6	94.9					1800
Y 132S-8	2.2	710	5.8	80.5	0.71	5.5	2.0	2.0	63
Y 132M-8	3		7.7	82	0.72				79
Y 160M1-8	4	720	9.9	84	0.73	6.0			118
Y 160M2-8	5.5		13.3	85	0.74				129
Y 160L-8	7.5		17.7	86	0.75	5.5			145
Y 180L-8	11	730	24.8	87.5	0.77	6.0	1.7		184
Y 200L-8	15		34.1	88	0.76		1.8		250
Y 225S-8	18.5		41.3	89.5			1.7		266
Y 225M-8	22		47.6	90	0.78		1.8		292
Y 250M-8	30		63.0	90.5	0.80				405
Y 280S-8	37	740	78.2	91	0.79				520
Y 280M-8	45		93.2	91.7	0.80				592
Y 315S-8	55		113.5	92		6.5	1.6		1000
Y 315M-8	75		152.1	92.5	0.81				1100
Y 315L1-8	90		179.3	93	0.82				1160
Y 315L2-8	110		218.5	93.3		6.3			1230
Y315S-10	45	590	101	91.5	0.74	6.0	1.4	2.0	990
Y315M-10	55		122.7	92					1150
Y315L1-10	75		164.3	92.5	0.75				1220
Y315L2-10	90		191.03	93	0.77		1.3		1310
Y355M1-10	110		230	93.2	0.78				1500
Y355M2-10	132		275.11	93.5					1600

B3 安装型式尺寸 Dimensions for mounting arrangement B3

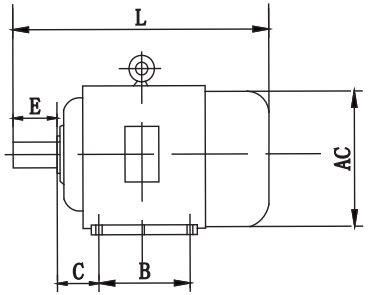

Y80～Y132

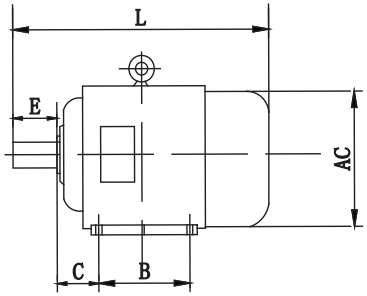

Y160～Y315

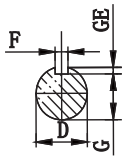

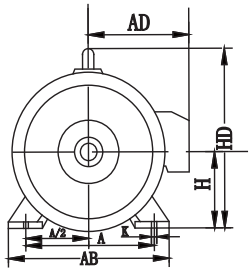

B3(立式)安装结构及安装尺寸 Horizontal installation and dimensions

中心高 Center high	安装尺寸 Installation Dimensions(mm)																外型尺寸 Overall dimensions(mm)					
	A		B		C		D		E		F		G		H	K	AB	AD	AC	HD	L	
	2极 Pole	4~10极 Pole	2极 Pole	4~10极 Pole	2极 Pole	4~10极 Pole	2极 Pole	4~10极 Pole	2极 Pole	4~10极 Pole	2极 Pole	4~10极 Pole	2极 Pole	4~10极 Pole							2极 Pole	4~10极 Pole
80	125		100		50		19		40		6		15.5		80	10	165	150	175	175	290	
90S	140		100		56		24		50		8		20		90		180	160	195	195	315	
90L			125																		340	
100L	160		140		63		28		60		8		24		100	12	205	180	215	245	380	
112M	190		140		70										112		245	190	240	265	400	
132S	216		140		89		38		80		10		33		132		280	210	275	315	475	
132M			178																		515	
160M	254		210		108		42		110		12		37		160	15	330	265	335	385	605	
160L			254																		650	
180M	279		241		121		48		110		14		42.5		180		355	285	380	430	670	
180L			279																		710	
200L	318		305		133		55		110		16		49		200	19	395	315	420	475	775	
225S	356		286		149			60		140		18	49	53	225		435	345	475	530	820	
225M			311				55		110		16										815	845
250M	406		249		168		60	65	140		18		53	58	250	24	490	385	515	575	930	
280S	457		368		190		65	75	140		18	20	58	67.5	280		550	410	580	640	1000	
280M			419																		1050	
315S	508		406		216		65	80	140	170	18	22	58	71	315	28	635	576	645	865	1240	1270
315M			457																		1310	1340
315L			508																		1310	1340
355M	610		560		254		75	95	140	170	20	25	67.5	86	355		730	655	710	1010	1500	1530
355L			630				75	95	140	170	20	25	67.5	86							1500	1530

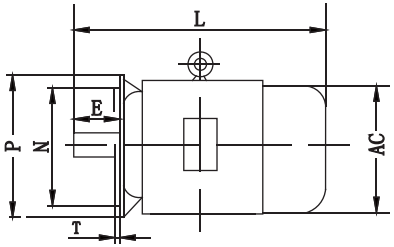

Y80～Y132

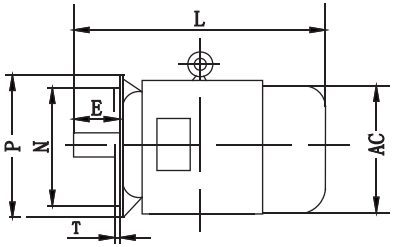

Y160～Y225

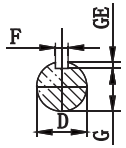

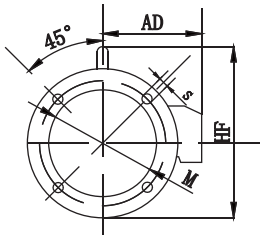

Y80～Y200

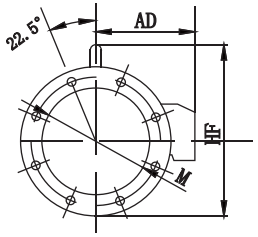

Y225

B5（立式）安装结构及安装尺寸 Verticale installation and dimensions

中心高 Center high	安装尺寸 Installation Dimensions(mm)														外型尺寸 Overall dimensions(mm)				
	D		E		F		G		M	N	P	S	T	凸缘孔数 Flange Nos.	AD	AC	HF	L	
	2极 Pole	4~10极 Pole	2极 Pole	4~10极 Pole	2极 Pole	4~10极 Pole	2极 Pole	4~10极 Pole										2极 Pole	4~10极 Pole
80	19		40		6		15.5		165	130	200	12	3.5	4	150	175	175	290	
90S	24		50		8		20								160	195	195	315	
90L																		340	
100L	28		60		8		24		215	180	250	15	4		180	215	245	380	
112M															190	240	265	400	
132S	38		80		10		33		265	230	300				210	275	315	475	
132M																		515	
160M	42		110		12		37		300	250	350	19	5		265	335	385	605	
160L																		650	
180M	48		110		14		42.5								285	380	430	670	
180L																		710	
200L	55		110		16		49		350	300	400				315	420	475	775	
225S		60		140	16	18	49	53	400	350	450			8	345	475	530	820	
225M	55		110															815	845

B35 安装型式尺寸 Dimensions for mounting arrangement B35

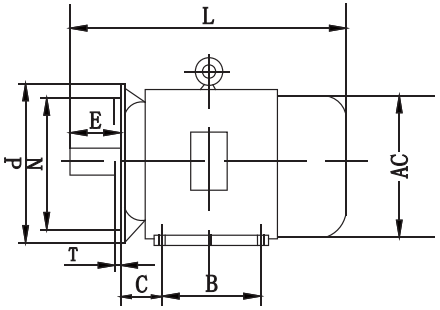

Y80～Y132

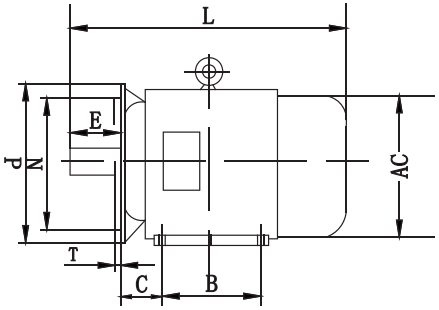

Y160～Y355

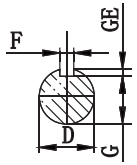

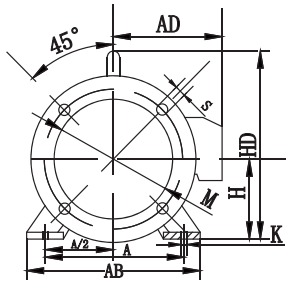

Y80～Y200

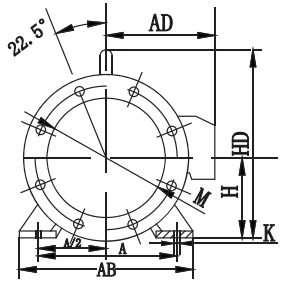

Y225～Y355

B35（立、卧式）安装结构及安装尺寸 B35 installation and dimensions

中心高 Center high	安装尺寸 Installation Dimensions(mm)																					外型尺寸 Overall dimensions(mm)					
	A		B		C		D		E		F		G		H	K	M	N	P	S	T	AB	AD	AC	HD	L	
	2极 Pole	4~10极 Pole	2极 Pole	4~10极 Pole	2极 Pole	4~10极 Pole	2极 Pole	4~10极 Pole	2极 Pole	4~10极 Pole	2极 Pole	4~10极 Pole	2极 Pole	4~10极 Pole												2极 Pole	4~10极 Pole
80	125		100		50		19		40		6		15.5		80	10	165	130	200	12	3.5	165	150	175	175	290	
90S	140		100		56		24		50		8		20		90							180	160	195	195	315	
90L			125																							340	
100L	160		140		63		28		60		8		24		100	12	215	180	250	15	4	205	180	215	245	380	
112M	190		140		70										112							245	190	240	265	400	
132S	216		140		89		38		80		10		33		132		265	230	300			280	210	275	315	475	
132M			178																							515	
160M	254		210		108		42		110		12		37		160	15	300	250	350	19	5	330	265	335	385	605	
160L			254																							650	
180M	279		241		121		48		110		14		42.5		180							355	285	380	430	670	
180L			279																							710	
200L	318		305		133		55		110		16		49		200	19	350	300	400			395	315	420	475	775	
225S	356		286		149			60		140	16	18	49	53	225		400	350	450			435	345	475	530	820	
225M			311				55		110																	815	845
250M	406		249		168		60	65	140		18		53	58	250	24	500	450	550			490	385	515	575	930	
280S	457		368		190		65	75	140		18	20	58	67.5	280							550	410	580	640	1000	
280M			419																							1050	
315S	508		406		216		65	80	140	170	18	22	58	71	315	28	600	550	660	24	6	635	576	645	865	1240	1270
315M			457																							1310	1340
315L			508																							1310	1340
355M	610		560		254		75	95	140	170	20	25	68	86	355		-	-	-	-	-	730	655	710	1010	1500	1530
355L			630				75	95	140	170	20	25	68	86			-	-	-	-	-					1500	1530

V1 安装型式尺寸 Dimensions for mounting arrangement V1

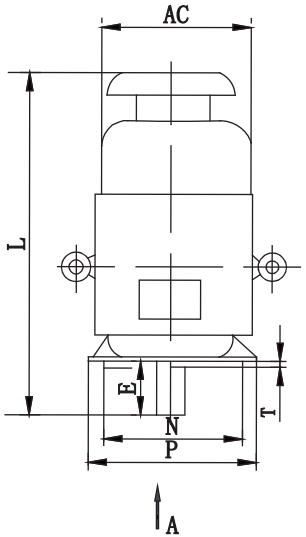

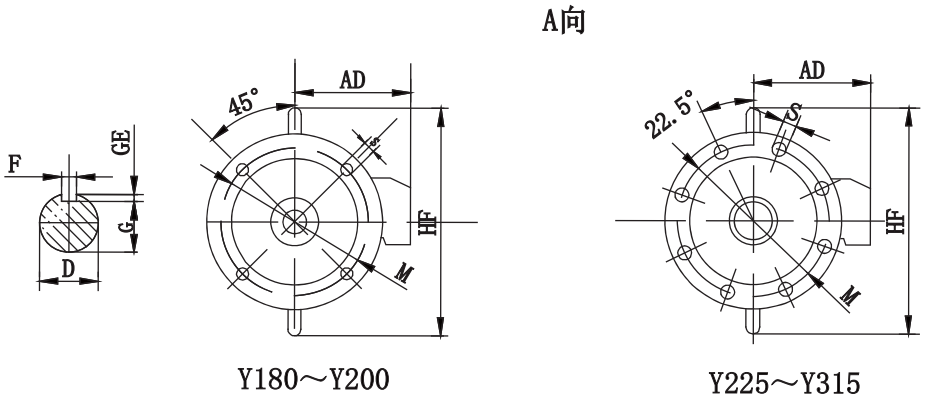

V1安装结构及安装尺寸 V1 installation and dimensions

中心高 Center high	安装尺寸 Installation Dimensions(mm)														外型尺寸 Overall dimensions(mm)				
	D		E		F		G		M	N	P	S	T	凸缘孔数 Flange Nos.	AD	AC	HF	L	
	2极 Pole	4~10极 Pole	2极 Pole	4~10极 Pole	2极 Pole	4~10极 Pole	2极 Pole	4~10极 Pole										2极 Pole	4~10极 Pole
180M	48		110		14		42.5		300	250	350	19	5	4	285	380	500	670	
180L																		710	
200L	55		110		16		49		350	300	400				315	420	550	775	
225S		60		140	16	18	49	53	400	350	450			8	345	475	610	820	
225M	55		110															815	845
250M	60	65	140		18		53	58	500	450	550				385	515	650	930	
280S	65	75	140		18	20	58	67.5							410	580	720	1000	
280M																		1050	
315S	65	80	140	170	18	22	58	71	600	550	660	24	6		576	645	900	1240	1270
315M																		1310	1340
315L																		1310	1340

YD系列变极多速三相异步电动机

YD系列电动机主要用于需要有级调速的各种机床上，其电压、频率、安装结构及外形尺寸、绝缘等级、冷却方式均与Y系列相同。

YD series multi-speed 3-phase electric motor

YD series electric motor are mainly suitable for driving machinery equipement which need changing speed when operate. This series motor has the same voltage,frequency,structure,overall dimensions,insulation and cooling mehtod with Y series motor.

型号说明 Type instruction

Y D 100 L 2 – 6 / 4

- Y：异步电动机 Asynchronous electric motor
- D：多速 Multi-speed
- 100：机座中心高 Center high of frame
- L：机座长度代号：S－短，M－中，L－长 Frame No. : S - Short, M - Middle, L - Long
- 2：铁芯长度代号 Core size No.
- 6 / 4：极数 Poles

YD系列变极多速三相异步电动机技术数据
YD series multi-speed 3-phase electric motor technical specification

型号 Type	极数 Pole	额定功率 Rated output kW	满载时 Full Load 转速 Speed r/min	电流 Current A	效率 Eff %	功率因数 Power factor cos Φ	堵转电流/额定电流 Locked current / Rated current	堵转转矩/额定转矩 Locked torque / Rated torque	最大转矩/额定转矩 Max torque / Rated torque	电机重量 Weight (kg)
YD801-4/2	4	0.45	1420	1.4	66	0.74	6.5	1.5	1.8	17
	2	0.55	2860	1.5	65	0.85	7	1.7		
YD802-4/2	4	0.55	1420	1.7	68	0.74	6.5	1.6		18
	2	0.75	2860	2	66	0.85	7	1.8		
YD90S-4/2	4	0.85	1430	2.3	74	0.77	6.5	1.8		22
	2	1.1	2850	2.8	71	0.85	7	1.9		
YD90L-4/2	4	1.3	1430	3.3	76	0.78	6.5	1.8		27
	2	1.8	2850	4.3	73	0.85	7	2		
YD100L1-4/2	4	2	1430	4.8	78	0.81	6.5	1.7		34
	2	2.4	2850	5.6	76	0.86	7	1.9		
YD100L2-4/2	4	2.4	1450	5.6	79	0.83	6.5	1.6		38
	2	3	2890	6.7	77	0.89	7	1.7		
YD112M-4/2	4	3.3	1450	7.4	82	0.83	6.5	1.9		43
	2	4	2860	8.6	79	0.889	7	2		
YD132S-4/2	4	4.5	1450	9.8	83	0.84	6.5	1.7		68
	2	5.5	2860	11.9	79	0.89	7	1.8		
YD132M-4/2	4	6.5	1450	13.8	84	0.85	6.5	1.7		81
	2	8	2880	17.1	80	0.89	7	1.8		
YD160M-4/2	4	9	1460	18.5	87	0.85	6.5	1.6		123
	2	11	2920	22.9	82	0.89	7	1.8		
YD160L-4/2	4	11	1460	23.3	87	0.86	6.5	1.7		144
	2	14	2920	28.8	82	0.9	7	1.9		
YD180M-4/2	4	15	1470	29.4	89	0.87	6.5	1.8		182
	2	18.5	2940	36.7	85	0.9	7	1.9		
YD180L-4/2	4	18.5	1470	35.9	89	0.88	6.5	1.6		190
	2	22	2940	42.7	86	0.91	7	1.8		
YD200L-4/2	4	26	1470	49.9	89	0.89	6.5	1.4		270
	2	30	2950	58.3	85	0.92	7	1.6		
YD225S-4/2	4	32	1480	60.7	90	0.89	6.5	1.4		290
	2	37	2960	71.1	86	0.92	7	1.6		
YD225M-4/2	4	37	1480	69.4	91	0.89	6.5	1.6		325
	2	45	2960	86.4	86	0.92	7	1.6		
YD250M-4/2	4	45	1480	84.4	91	0.89	6.5	1.6		427
	2	52	2960	98.7	87	0.92	7	1.6		
YD280S-4/2	4	60	1490	111.3	91	0.9	6.5	1.4		565
	2	72	2970	135.1	88	0.92	7	1.5		
YD280M-4/2	4	72	1480	133.6	91	0.9	6.5	1.4		667
	2	82	2970	152.2	88	0.93	7	1.5		

YD系列变极多速三相异步电动机技术数据（380V、50Hz）

Technical specification of YD series multi-speed 3-phase induction motor

型 号 Type	极数 Pole	额定功率 Rated output kW	满载时 Full Load 转速 Speed r/min	电流 Current A	效率 Eff %	功率因数 Power factor cosΦ	堵转电流/额定电流 Locked current / Rated current	堵转转矩/额定转矩 Locked torque / Rated torque	最大转矩/额定转矩 Max torque / Rated torque	电机重量 Weight (kg)
YD90S-6/4	6	0.65	920	2.2	64	0.68	6	1.6	1.8	23
	4	0.85	1420	2.3	70	0.79	6.5	1.4		
YD90L-6/4	6	0.85	930	2.8	66	0.79	6	1.6		25
	4	1.1	1400	3	71	0.7	6.5	1.5		
YD100L1-6/4	6	1.3	940	3.8	74	0.8	6	1.7		34
	4	1.8	1440	4.4	77	0.7	6.5	1.4		
YD100L2-6/4	6	1.5	940	4.3	75	0.8	6	1.6		38
	4	2.2	1440	5.4	77	0.75	6.5	1.4		
YD112M-6/4	6	2.2	960	5.7	78	0.82	6	1.8		49
	4	2.8	1440	6.7	77	0.75	6.5	1.5		
YD132S-6/4	6	3	970	7.7	79	0.82	6	1.8		65
	4	4	1440	9.5	78	0.76	6.5	1.7		
YD132M-6/4	6	4	970	9.8	80	0.85	6	1.6		84
	4	5.5	1440	12.3	82	0.78	6.5	1.4		
YD160M-6/4	6	6.5	970	15.1	84	0.85	6	1.5		119
	4	8	1440	17.6	82	0.76	6.5	1.5		
YD160L-6/4	6	9	970	20.6	85	0.85	6	1.6		147
	4	11	1440	23.7	83	0.78	6.5	1.7		
YD180M-6/4	6	11	980	25.9	85	0.85	6	1.6		192
	4	14	1470	29.8	84	0.78	6.5	1.7		
YD180L-6/4	6	13	980	29.4	86	0.86	6	1.7		224
	4	16	1470	33.6	85	0.85	6.5	1.7		
YD200L-6/4	6	18.5	980	41.4	87	0.78	6.5	1.6		200
	4	22	1460	44.9	86.5	0.86	7	1.5		
YD225S-6/4	6	22	980	44.2	88	0.86	6.5	1.8		290
	4	28	1470	56.5	86.5	0.87	7	1.8		
YD225M-6/4	6	26	980	52.2	88	0.86	6.5	1.8		305
	4	32	1470	63.2	85.5	0.9	7	1.8		
YD250M-6/4	6	32	980	62.1	90	0.87	6.5	1.5		420
	4	42	1480	81.1	86.5	0.91	7	1.3		
YD280S-6/4	6	42	980	81.5	90	0.87	6.5	1.5		550
	4	55	1470	106.7	87	90	7	1.3		
YD280M-6/4	6	55	980	106.7	90	0.87	6.5	1.6		610
	4	67	1470	131.5	87	0.89	7	1.3		
YD90L-8/4	8	0.45	700	1.9	58	0.63	5.5	1.6	1.8	25
	4	0.75	1420	1.8	72	0.87	6.5	1.4		
YD100L-8/4	8	0.85	700	3	67	0.63	5.5	1.6		38
	4	1.5	1410	3.5	74	0.88	6.5	1.4		
YD112M-8/4	8	1.5	700	5	72	0.63	5.5	1.7		49
	4	2.4	1410	5.3	78	0.88	6.5	1.7		
YD132S-8/4	8	2.2	720	7	75	0.64	5.5	1.5		63
	4	3.3	1440	7.1	80	0.88	6.5	1.7		
YD132M-8/4	8	3	730	9	78	0.65	5.5	1.5		80
	4	4.5	1450	9.4	82	0.89	6.5	1.6		
YD160M-8/4	8	5	730	13.9	83	0.66	5.5	1.5		124
	4	7.5	1450	15.2	84	0.89	6.5	1.6		
YD160L-8/4	8	7	730	19	85	0.66	5.5	1.5		147
	4	11	1450	21.8	86	0.89	6.5	1.6		
YD180L-8/4	8	11	730	26.7	87	0.72	6	1.5		259
	4	17	1470	32.3	88	0.91	7	1.5		
YD200L1-8/4	8	14	740	33	87	0.74	6	1.8		260
	4	22	1470	41.3	88	0.92	7	1.7		
YD200L2-8/4	8	17	740	40.1	87	0.74	6	1.5		275
	4	26	1470	48.8	88	0.92	7	1.7		
YD225M-8/4	8	24	740	53.2	89	0.77	6	1.5		300
	4	34	1470	66.7	88	0.88	7	1.5		
YD250M-8/4	8	30	740	64.9	90	0.78	6	1.6		420
	4	42	1480	78.8	89	0.91	7	1.7		

YD系列变极多速三相异步电动机技术数据（380V、50Hz）

Technical specification of YD series multi-speed 3-phase induction motor

型 号 Type	极数 Pole	额定 功率 Rated output kW	满载时 Full Load 转速 Speed r/min	电流 Current A	效率 Eff %	功率因数 Power factor cosΦ	堵转电流/额定电流 Locked current / Rated current	堵转转矩/额定转矩 Locked torque / Rated torque	最大转矩/额定转矩 Max torque / Rated torque	电机重量 Weight (kg)
YD280S-8/4	8	40	740	83.5	91	0.8	6	1.6	1.8	550
	4	55	1480	102	90	0.91	7	1.7		
YD280M-8/4	8	47	740	96.9	91	0.81	6	1.6		615
	4	67	1480	122.9	90	0.92	7	1.7		
YD90S-8/6	8	0.35	700	1.6	56	0.6	5	1.8	1.8	23
	6	0.45	930	1.4	70	0.72	6	2		
YD90L-8/6	8	0.45	700	1.9	59	0.6	5	1.7		25
	6	0.65	930	1.9	71	0.73	6	1.8		
YD100L-8/6	8	0.75	710	2.9	65	0.6	5	1.8		38
	6	1.1	950	3.1	75	0.73	6	1.9		
YD112M-8/6	8	1.3	710	4.5	72	0.61	5	1.7		51
	6	1.8	950	4.8	78	0.73	6	1.9		
YD132S-8/6	8	1.8	730	5.8	76	0.62	5	1.6		63
	6	2.4	970	6.2	80	0.73	6	1.9		
YD132M-8/6	8	2.6	730	8.2	78	0.62	5	1.9		84
	6	3.7	970	9.4	82	0.73	6	1.9		
YD160M-8/6	8	4.5	730	13.3	83	0.62	5	1.6		119
	6	6	980	14.7	85	0.73	6	1.9		
YD160L-8/6	8	6	730	17.5	84	0.62	5	1.6		147
	6	8	980	19.4	86	0.73	6	1.9		
YD180M-8/6	8	7.5	730	21.9	84	0.62	5	1.9		195
	6	10	980	24.2	86	0.73	6	1.9		
YD180L-8/6	8	9	730	24.8	85	0.65	5	1.8		224
	6	12	980	28.3	86	0.75	6	1.8		
YD200L1-8/6	8	12	730	32.5	85	0.66	5	1.8		230
	6	17	980	39	86	0.77	6	2		
YD200L2-8/6	8	15	730	40.2	86	0.66	5	1.8		260
	6	20	980	45.4	87	0.77	6	2		
YD160M-12/6	12	2.6	480	11.6	74	0.46	4	1.2	1.8	119
	6	5	970	11.9	84	0.76	6	1.4		
YD160L-12/6	12	3.7	480	16.1	76	0.46	4	1.2		147
	6	7	970	15.8	85	0.79	6	1.4		
YD180L-12/6	12	5.5	490	19.6	79	0.54	4	1.3		224
	6	10	980	20.5	86	0.86	6	1.3		
YD200L1-12/6	12	7.5	490	24.5	83	0.56	4	1.5		260
	6	13	970	26.4	87	0.86	6	1.5		
YD200L2-12/6	12	9	490	28.9	83	0.57	4	1.5		270
	6	15	970	30.1	87	0.87	6	1.5		
YD225M-12/6	12	12	490	35.2	85	0.61	4	1.5		285
	6	20	980	39.7	88	0.87	6	1.5		
YD250M-12/6	12	15	490	42.1	86	0.63	4	1.5		405
	6	24	990	47.1	89	0.87	6	1.5		
YD280S-12/6	12	20	490	54.8	88	0.63	4	1.5		520
	6	30	990	58.9	89	0.87	6	1.5		
YD280M-12/6	12	24	490	63.7	88	0.65	4	1.5		590
	6	37	990	72.6	89	0.87	6	1.5		
YD100L-6/4/2	6	0.75	950	2.6	67	0.65	5.5	1.8	1.8	38
	4	1.3	1450	3.7	72	0.75	6	1.6		
	2	1.8	2900	4.5	71	0.85	7	1.6		
YD112M-6/4/2	6	1.1	960	3.5	73	0.65	5.5	1.7		43
	4	2	1450	5.1	74	0.81	6	1.4		
	2	2.4	2920	5.8	74	0.85	7	1.6		
YD132S-6/4/2	6	1.8	970	5.1	75	0.71	5.5	1.4		68
	4	2.6	1460	6.1	78	0.83	6	1.3		
	2	3	2910	7.4	71	0.87	7	1.7		

YD系列变极多速三相异步电动机技术数据（380V、50Hz）
Technical specification of YD series multi-speed 3-phase induction motor

型 号 Type	极数 Pole	额定功率 Rated output kW	满载时 Full Load 转速 Speed r/min	电流 Current A	效率 Eff %	功率因数 Power factor cosΦ	堵转电流/额定电流 Locked current / Rated current	堵转转矩/额定转矩 Locked torque / Rated torque	最大转矩/额定转矩 Max torque / Rated torque	电机重量 Weight (kg)
YD132M1-6/4/2	6	2.2	970	6	77	0.72	5.5	1.3	1.8	78
	4	3.3	1460	7.5	80	0.84	6	1.3		
	2	4	2910	8.8	76	0.91	7	1.7		
YD132M2-6/4/2	6	2.6	970	6.9	80	0.72	5.5	1.5		84
	4	4	1460	9	80	0.84	6	1.4		
	2	5	2910	10.8	77	0.91	7	1.7		
YD160M-6/4/2	6	3.7	980	9.5	82	0.72	5.5	1.5		124
	4	5	1470	11.2	81	0.84	6	1.3		
	2	6	2930	13.2	76	0.91	7	1.4		
YD160L-6/4/2	6	4.5	980	11.4	83	0.72	5.5	1.5		145
	4	7	1470	15.1	83	0.85	6	1.2		
	2	9	2930	18.8	79	0.92	7	1.3		
YD112M-8/4/2	8	0.65	700	2.7	59	0.63	4.5	1.4	1.8	45
	4	2	1450	5.1	74	0.81	6	1.3		
	2	2.4	2920	5.8	74	0.85	7	1.2		
YD132S-8/4/2	8	1	720	3.6	69	0.61	4.5	1.4		68
	4	2.6	1460	6.1	78	0.83	6	1.2		
	2	3	2910	7.1	74	0.87	7	1.4		
YD132M-8/4/2	8	1.3	720	4.6	71	0.61	4.5	1.5		81
	4	3.7	1460	8.4	80	0.84	6	1.3		
	2	4.5	2910	10	75	0.91	7	1.4		
YD160M-8/4/2	8	2.2	720	7.6	75	0.59	4.5	1.4		124
	4	5	1440	11.2	81	0.84	6	1.3		
	2	6	2910	13.2	76	0.91	7	1.4		
YD160L-8/4/2	8	2.8	720	9.2	77	0.6	4.5	1.3		145
	4	7	1440	15.1	83	0.85	6	1.2		
	2	9	2910	18.8	79	0.92	7	1.3		
YD112M-8/6/4	8	0.85	710	3.7	62	0.56	5.5	1.7	1.8	45
	6	1	950	3.1	68	0.73	6.5	1.3		
	4	1.5	1440	5.5	75	0.86	7	1.5		
YD132S-8/6/4	8	1.1	730	4.1	68	0.6	5.5	1.4		65
	6	1.5	970	4.2	74	0.73	6.5	1.3		
	4	1.8	1460	4	78	0.87	7	1.3		
YD132M1-8/6/4	8	1.5	730	5.2	71	0.62	5.5	1.3		78
	6	2	970	5.4	77	0.74	6.5	1.5		
	4	2.2	1460	4.9	79	0.87	7	1.4		
YD132M2-8/6/4	8	1.8	730	6.1	72	0.62	5.5	1.5		84
	6	2.6	970	6.8	78	0.74	6.5	1.7		
	4	3	1460	6.5	80	0.87	7	1.5		
YD160M-8/6/4	8	3.3	720	10.2	79	0.62	5.5	1.7		120
	6	4	960	9.9	81	0.76	6.5	1.4		
	4	5.5	1440	11.6	83	0.87	7	1.5		
YD160L-8/6/4	8	4.5	720	13.8	80	0.62	5.5	1.6		147
	6	6	960	14.5	83	0.76	6.5	1.6		
	4	7.5	1440	15.6	84	0.87	7	1.5		
YD180L-8/6/4	8	7	740	20.2	81	0.65	6.5	1.7		205
	6	9	980	20.6	83	0.8	7	1.7		
	4	12	1470	24.1	84	0.9	7	1.5		
YD200L-8/6/4	8	10	740	24.8	85	0.72	6.5	1.6		265
	6	13	980	28.4	86	0.81	7	1.5		
	4	17	1470	33.4	86	0.9	7	1.4		
YD225S-8/6/4	8	14	740	34.8	86	0.71	6.5	1.6		290
	6	18.5	990	39.9	86	0.82	7	1.6		
	4	24	1480	46.6	86	0.91	7	1.4		

YD系列变极多速三相异步电动机技术数据（380V、50Hz）
Technical specification of YD series multi-speed 3-phase induction motor

型 号 Type	极数 Pole	额定功率 Rated output kW	满载时 Full Load 转速 Speed r/min	电流 Current A	效率 Eff %	功率因数 Power factor cosΦ	堵转电流/额定电流 Locked current / Rated current	堵转转矩/额定转矩 Locked torque / Rated torque	最大转矩/额定转矩 Max torque / Rated torque	电机重量 Weight (kg)
YD225M-8/6/4	8	17	740	42.3	86	0.71	6.5	1.6	1.8	310
	6	22	980	45.2	87	0.85	7	1.6		
	4	28	1480	54.3	87	0.9	7	1.4		
YD250M-8/6/4	8	24	740	55.2	87	0.76	6.5	1.5		430
	6	26	990	52.8	87	0.86	7	1.6		
	4	34	1480	63.8	87	0.93	7	1.4		
YD280S-8/6/4	8	30	740	68.2	88	0.76	6.5	1.5		560
	6	34	990	67.5	88	0.87	7	1.6		
	4	42	1480	78	88	0.93	7	1.4		
YD280M-8/6/4	8	34	740	77.4	89	0.75	6.5	1.4		620
	6	37	990	73.4	89	0.86	7	1.5		
	4	50	1480	91.8	89	0.93	7	1.4		
YD180L-12/8/6/4	12	3.3	480	17	72	0.56	5	1.6	1.8	216
	8	5	740	20	79	0.67	6.5	1.5		
	6	6.5	970	17	82	0.88	6.5	1.3		
	4	9	1470	23	83	0.88	7	1.3		
YD200L1-12/8/6/4	12	4.5	490	17	74	0.56	5	1.3		260
	8	7	740	20	81	0.67	6.5	1.3		
	6	8	980	17	83	0.88	6.5	1.3		
	4	11	1480	23	84	0.88	7	1.3		
YD200L2-12/8/6/4	12	5.5	490	20	75	0.56	5	1.3		270
	8	8	740	22	81	0.67	6.5	1.3		
	6	10	980	21	83	0.88	6.5	1.3		
	4	13	1480	27	84	0.88	7	1.3		
YD225M-12/8/6/4	12	7	490	21	81	0.63	5	1.6		300
	8	11	740	27	84	0.73	6.5	1.6		
	6	13	980	26	85	0.88	6.5	1.5		
	4	20	1480	39	86	0.9	7	1.3		
YD250M-12/8/6/4	12	9	490	26	82	0.63	5	1.6		420
	8	14	740	34	85	0.73	6.5	1.6		
	6	16	990	33	85	0.88	6.5	1.5		
	4	26	1480	49	87	0.92	7	1.3		
YD280S-12/8/6/4	12	11	490	32	83	0.63	5	1.6		550
	8	18.5	740	43	87	0.75	6.5	1.6		
	6	20	990	41	85	0.88	6.5	1.5		
	4	34	1490	65	87	0.92	7	1.3		
YD280M-12/8/6/4	12	13	490	37	84	0.63	5	1.7		610
	8	22	740	51	87	0.75	6.5	1.7		
	6	24	990	49	85	0.88	6.5	1.6		
	4	40	1490	75	88	0.92	7	1.5		

绕组的接法及出线端数
Winding connection and Nos. of out lead wire

极数	4/2	6/4	8/4	8/6	12/6	6/4/2	8/4/2	8/6/4	12/8/6/4
接法	△/YY					Y/△/YY		△/Y/YY	△/△/YY/YY
出线端数	6					9			12